



SANJHI
SIKHIYA

WHAT-WHY-HOW OF SYSTEMS CHANGE AT SANJHI SIKHIYA

HOW GRAVE IS THE EDUCATION CRISIS IN PUNJAB

78%

Net enrollment rate in primary education (2017-18)

64%

Grade 3 students cannot read grade 2 text (2017-18)

50%

Students in grade 5 cannot comprehend basic math operations (2017)

15%

Students in grade 8 cannot read grade 2 text (2018)

40%

Students failed their X and XII board exam (2017)

30%

Gross enrollment ratio in tertiary education (2018-19)

Gross Enrolment Ratio: is the ratio between all students enrolled in primary education, regardless of age, and the population of official primary education age.

Net Enrolment Ratio: is the ratio between all students in the theoretical age group for primary education enrolled in that level and the total population in that age group.

WHAT ARE CASCADING EFFECTS OF THE EDUCATION CRISIS



Class 1-8: Poor foundational learning

7.1% students in grade 3 cannot read letters and 37.5% in grade 8 cannot do division



Class 9: High learning gap & pressure

Dropout rate at secondary level in Govt schools in 2017-18 was 24.03%




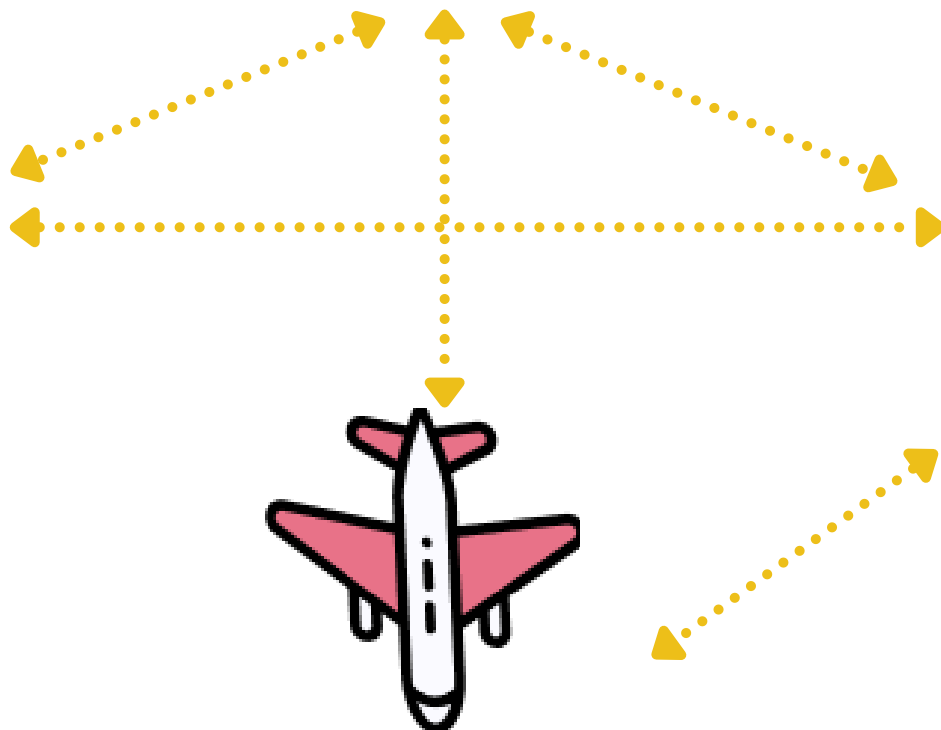
Unemployment rate of youth between the ages 15-24

was 30.3% in 2017-18 (more than national average)



Drug Addiction

Punjab was II in injected drug use (2019) and 60% youth (18-25) preferred songs glorifying drugs and violence



Migration & Brain Drain

In just two years, Punjab saw a 66% growth in the number of visa applicants (2019)



Economic Downfall

Punjab's per capita income falls to Rs1.15L, lower than national average (2021)

OUR MISSION



**ALL CHILDREN IN PUNJAB ATTAIN
FOUNDATIONAL CAPABILITIES**



**ENABLE YOUTH CHANGE-MAKERS TO LEAD
SUSTAINABLE DEVELOPMENT OF PUNJAB**

IMPACT SO FAR

100

Youth volunteers mobilised
from the villages

350

School management
committee members
empowered

182

Community
Collectives



2600

Community
members engaged with
the school

₹52L+

Funds unlocked from the
panchayat for school's
development

98

Teachers'
collectives

780

Teachers
engaged

300

Teachers celebrated for
efforts during Covid-19



900

Teachers supported
through Digital Upskilling
& Project Based Learning

10,000

Children benefitted from project-based
learning

OUR APPROACH

We focus on 4 system levers and here's why!

- Shifts mindset and structural norms
- Transforms interaction with teachers

**SUPPORT
SYSTEM
LEADERS**

**STRENGTHEN
EXISTING
INSTITUTIONS &
STRUCTURES**

- Ensures sustainability of efforts
- Makes programs work at scale

**SHARE AND
CELEBRATE
BEST
PRACTICES**

**ENABLE
COLLABORATION
ACROSS
STAKEHOLDERS**

- Builds a positive narrative
- Creates evidence of what works

- Promotes collective problem solving
- Makes learning of children a priority

OUR WORK WITH THE SYSTEM

We work through multiple initiatives that support system leaders at all levels



STATE LEVEL

We work with system leaders to design state-wide projects, build their capacity and provide support in taking data backed decisions



DISTRICT LEVEL

We co-create projects with officials which are implemented across the district that aid student learning



BLOCK LEVEL

Our support includes co-planning, analysing data and providing capacity building to block officials



CLUSTER LEVEL

We facilitate a collective space for teachers where they can share best practices, co-plan and learn new skills



SCHOOL LEVEL

We bridge the gap between the school and community by engaging the Panchayat, SMC and community

Effective Learning & Governance
across all primary schools of Punjab

SYSTEMS CHANGE AT PYLP



Young leaders act as catalyst for school transformation in their 2
Year leadership journey



Teachers' Collectives



Community Collectives



**Ensuring quality education for all children by
transforming government primary schools**



NEXT GEN OF CHANGE MAKERS

Dedicate 2 Years to working in a District to transform the education ecosystem



Understanding challenges at the grassroots level in attaining quality education



Devise and implement creative solutions



Build understanding of Punjab and channelise energies towards other social issues



Build leadership skills of stakeholders and self



Passionate, skilled and experienced youth leaders committed to Punjab



COMMUNITY COLLECTIVES

Teachers, panchayat, SMC and parents
come together



Discuss challenges faced in school



Create a School Development Plan by taking
ownership, sharing responsibilities along
with committing and pooling resources



Come together to review progress and
plan ahead



Community Ownership
Improved infrastructure in Schools



TEACHERS' COLLECTIVES

Teacher come together once a month



Discuss challenges in children's learning



Brainstorm solutions, best practices and learn from each other



Implement best practices in classrooms




Review improvement in student learning



Improved quality of education
in classrooms

OUR EFFORTS LEAD TO QUALITY EDUCATION

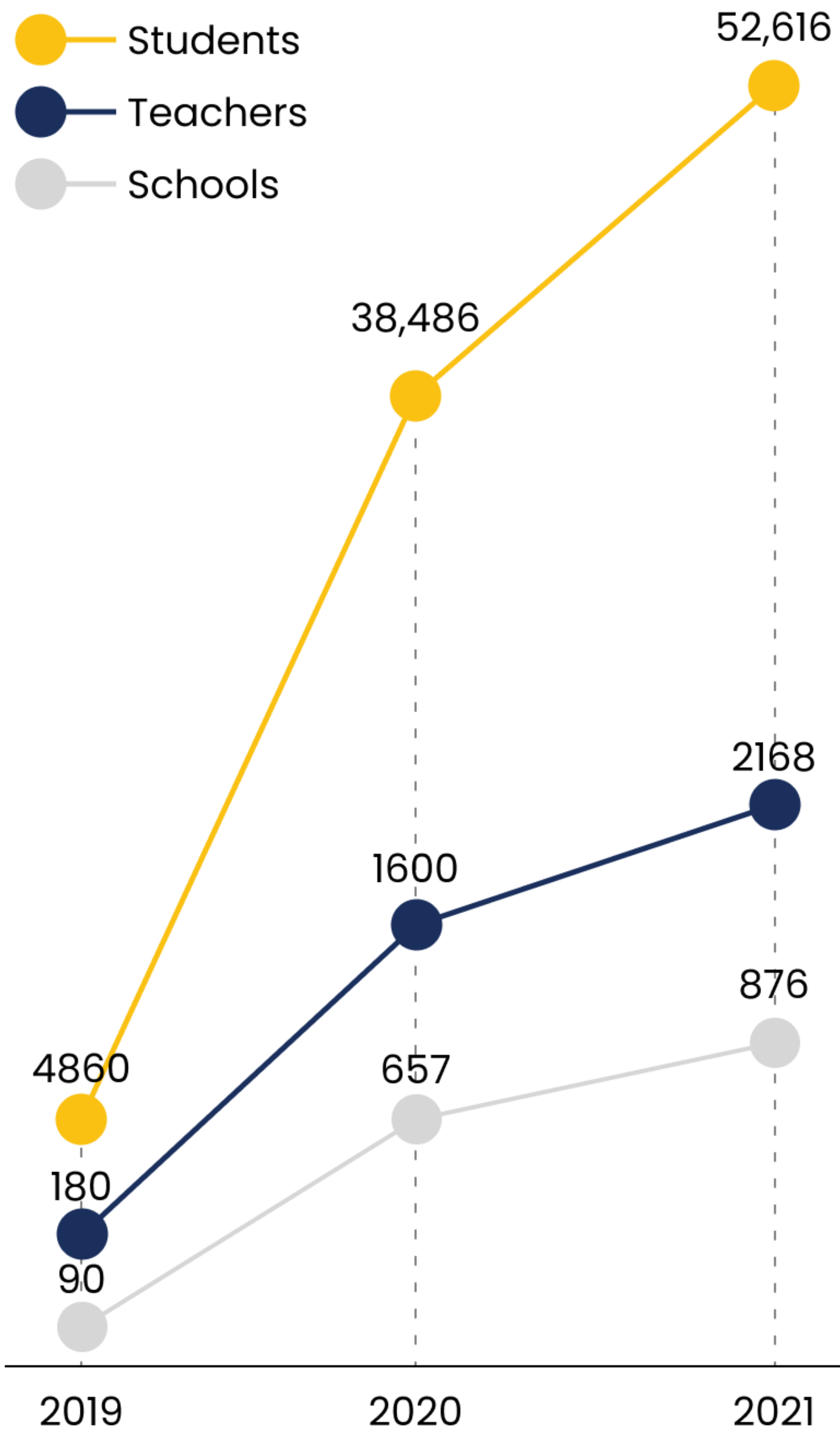


ALL CHILDREN IN PUNJAB WILL

- be adequately nourished and grow into healthy individuals
- actively construct their knowledge through social interactions and experiences
- learn from a child-centered pedagogy
- engage in learning that takes place in their context
- realize their true potential
- grow into life-long learners

Learning principles
National Curriculum Framework
2005

OUR REACH



SUPPORT US

DONATE NOW

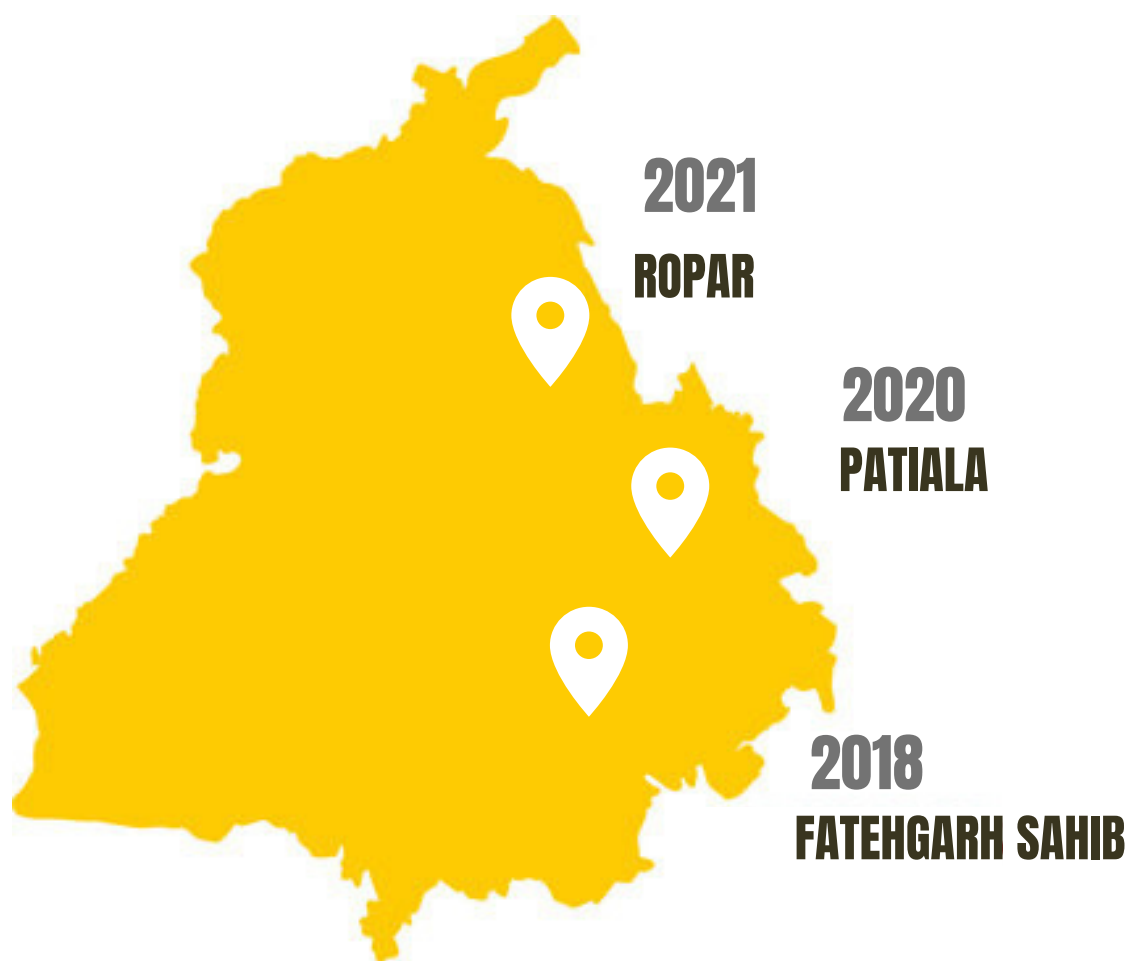
 [BIT.LY/SUPPORTSIKHIYA](https://bit.ly/supportsikhiya)



USD 75
Capacitating 100
Community Leaders
INR 5500



USD 750
Empowering 50
schools for a month
INR 55,000



YOU MAY ALSO

1

NOMINATE YOUNG LEADERS

2

FUND PROGRAM COST

3

PROVIDE MENTORING

4

BECOME AN AMBASSADOR

5

SUPPORT IN-KIND

6

JOIN THE TEAM

Email us: sanjhisikhiya@gmail.com
Whatsapp us: +91-99149 35151

CONTACT US

FOR MORE INFORMATION ABOUT PUNJAB YOUTH
LEADERS PROGRAM AND SANJHI SIKHIYA, YOU
CAN REACH OUT TO US.



Sanjhi Sikhiya | Punjab Youth Leaders Program

WWW.SANJHISIKHIYA.ORG



REFERENCES

- *Annual Status of Education Report (2018)*. Retrieved from <http://img.aseercentre.org/docs/ASER%202018/Release%20Material/aserreport2018.pdf>
- Ambekar A, Agrawal A, Rao R, Mishra AK, Khandelwal SK, Chadda RK on behalf of the group of investigators for the National Survey on Extent and Pattern of Substance Use in India (2019). *Magnitude of Substance Use in India*. Ministry of Social Justice and Empowerment, Government of India: New Delhi.
- Dhaliwal, T. (2016, June 08). Popular Punjabi songs drive youth to drug addiction. *Hindustan Times*. Retrieved from <https://www.hindustantimes.com/nation/popular-punjabi-songs-drive-youth-to-drug-addiction/story-foMjC4FQUqzVbbvxH153oK.html>
- Grewal, P. (2019, June 06). 'Chasing foreign dreams': Young Punjabis driving India's growing visa rush. *SBS Punjabi*. Retrieved from <https://www.sbs.com.au/language/english/chasing-foreign-dreams-young-punjabis-driving-india-s-growing-visa-rush>
- Gross vs. net enrolment rate in primary education. Retrieved from <https://ourworldindata.org/grapher/gross-vs-net-enrollment-rate-in-primary-education>
- Khanna, R. M. (2021, February 12). Punjab's per capita income falls to Rs. 1.5L, lower than national avg. *The Tribune*. Retrieved from <https://www.tribuneindia.com/news/punjab/punjabs-per-capita-income-falls-to-rs1-15l-lower-than-national-avg-211096>
- Ministry of Statistics and Program Implementation (2020). *Sustainable Development Goals, National Indicator Frameworks Progress Report 2020*. Government of India : New Delhi.
- National Institute of Educational Planning and Administration (2020). *School Education In India. U-Dise Flash Statistics 2017-18*. Retrieved from http://udise.in/Downloads/Publications/Documents/Flash_Statistics_on_School_Education-2017-18_Provisional.pdf